SOCAY

RoHS

Surface Mount Schottky Barrier Rectifiers

SS22B~SS220B | **20 to 200 V** | **2A** | **SMB/DO-214AA**

Features

- Plastic package has Underwriters Laboratory Flammability Classification 94V-0.
- For surface mounted applications in order to optimize board space.
- Low power loss, High efficiency.
- High surge capacity.
- Lead free in compliance with EU RoHS 2.0.
- Green molding compound as per IEC 61249 standard.

SMB/DO-214AA

Cathode Anode

Mechanical Date

- Case: JEDEC DO-214AA molded plastic.
- Terminals: Solder plated, solderable per MIL-STD-750, Method 2026.
- Polarity: Color band denotes cathode end.
- Standard packaging: 12mm tape (EIA-481).
- Approx. Weight: 0.0032 ounces, 0.092 grams.

Electrical and Thermal Characteristics (T_A=25℃ unless otherwise noted)

Parameter		Symbol	SS22B	SS23B	SS24B	SS25B	SS26B	SS28B	SS210B	SS215B	SS220B	Unit
Maximum Repetitive Peak Reverse Voltage		V_{RRM}	20	30	40	50	60	80	100	150	200	V
Maximum RMS Voltage		V_{RMS}	14	21	28	35	42	56	70	105	140	V
Maximum DC Blocking Voltage		V_{DC}	20	30	40	50	60	80	100	150	200	V
Maximum Average Forward Rectified Current		$I_{F(AV)}$	2									A
Peak Forward Surge Current : 8.3ms Single Half Sinewave Superimposed on Rated Load		I_{FSM}	50									A
Maximum Forward Voltage at 2A per Diode (Note 1)		V_F	0.5			0.7		0.8		0.9		V
Maximum DC Reverse Current at Rated DC Blocking Voltage	T_J=25℃	I_R	0.09					0.05				mA
	T_J=100℃		20					1				
Typical Thermal Resistance		$R_{\theta JL}$	12									℃/W
Operating Junction and Storage Temperature Range		T_J, T_{STG}	-55 to +150					-55 to +175				℃

Notes:1.Pulse Test with PW=300μsec, 1% Duty Cycle.
2.Mounted on P.C. Board with 8mm^2 (0.013mm thick) copper pad areas.

@ SOCAY Electronics Corp., Ltd. 2019
Specifications are subject to change without notice.
Please refer to www.socay.com for current information.

Surface Mount Schottky Barrier Rectifiers

SS22B~SS220B | **20 to 200 V** | **2A** | **SMB/DO-214AA**

Rating and Characteristic Curves

Fig1. Forward Current Derating Curve

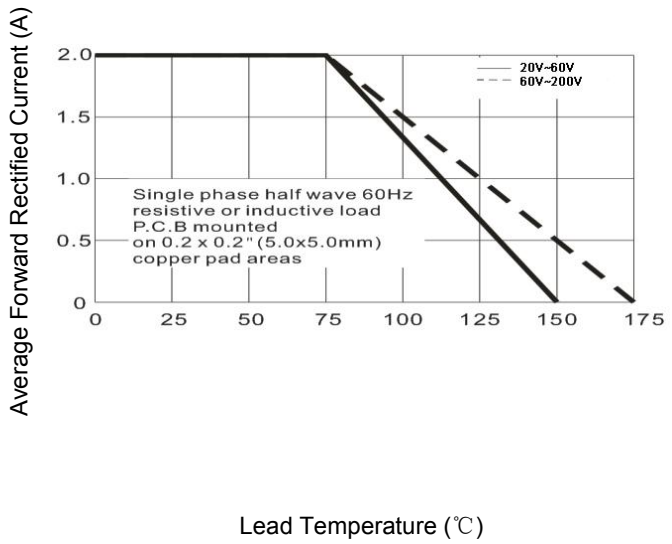

Fig2. Typical Reverse Characteristics

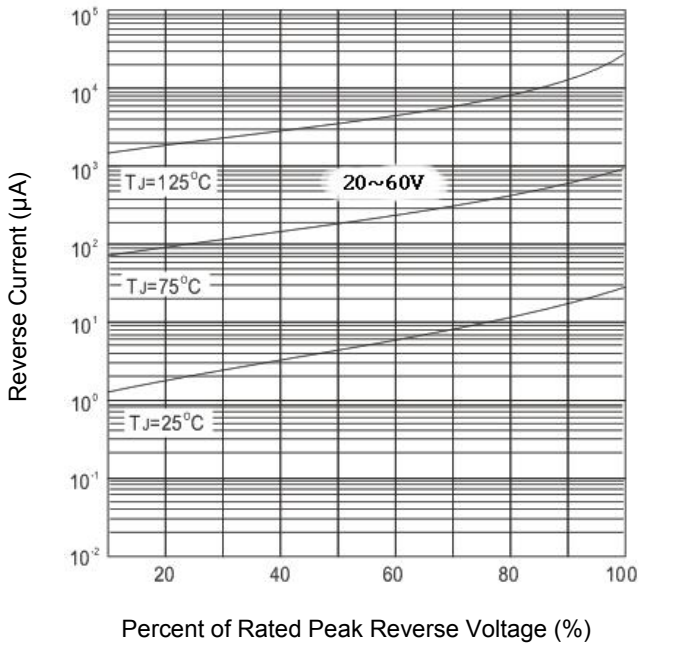

Fig3. Typical Reverse Characteristics

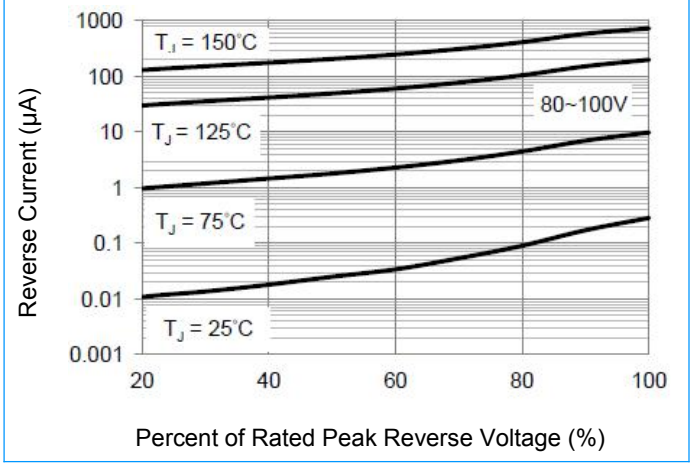

Fig4. Typical Reverse Characteristics

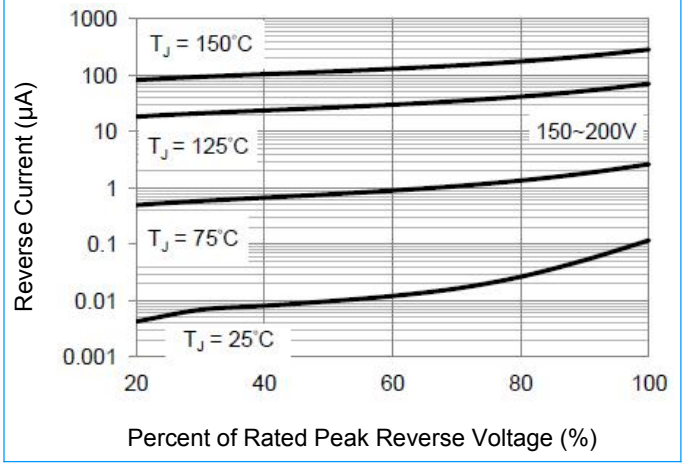

@ SOCAY Electronics Corp., Ltd. 2019
Specifications are subject to change without notice.
Please refer to www.socay.com for current information.

Surface Mount Schottky Barrier Rectifiers

SS22B~SS220B | **20 to 200 V** | **2A** | **SMB/DO-214AA**

Rating and Characteristic Curves (Continue)

Fig5. Typical Forward Characteristics

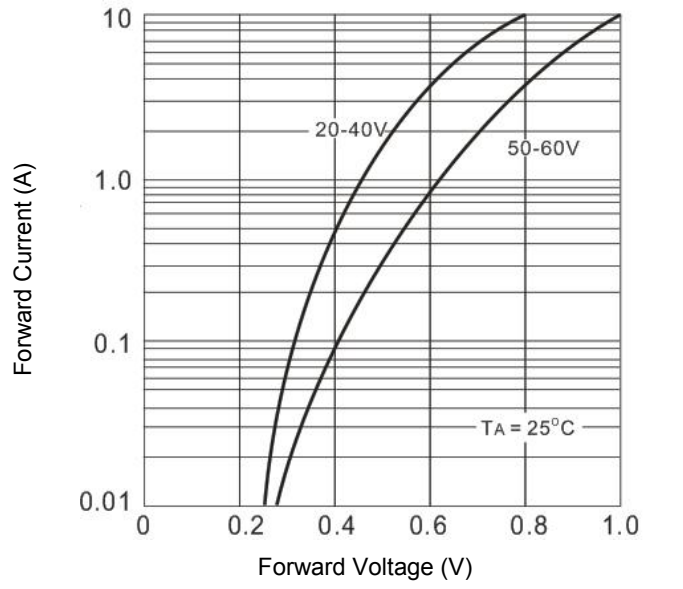

Fig6. Typical Forward Characteristics

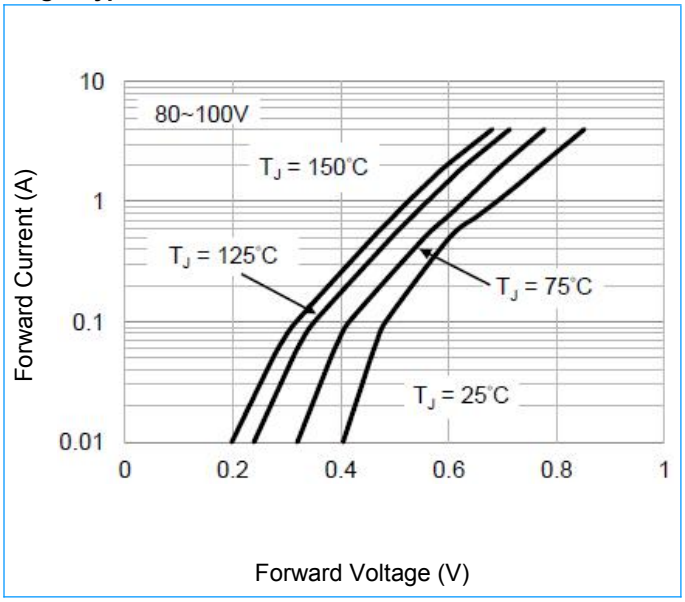

Fig7. Typical Forward Characteristics

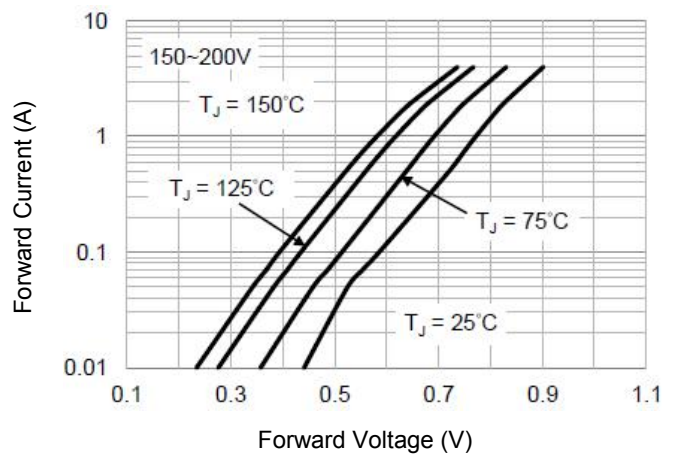

Fig8. Operating Temperature Derating Curve

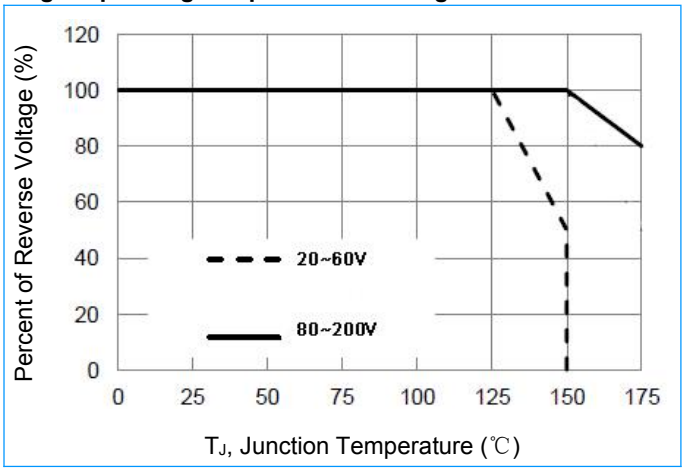

@ SOCAY Electronics Corp., Ltd. 2019
Specifications are subject to change without notice.
Please refer to www.socay.com for current information.

Surface Mount Schottky Barrier Rectifiers

SS22B~SS220B	20 to 200 V	2A	SMB/DO-214AA

MB/DO-214AA Package Outline (Unit：inch(mm))

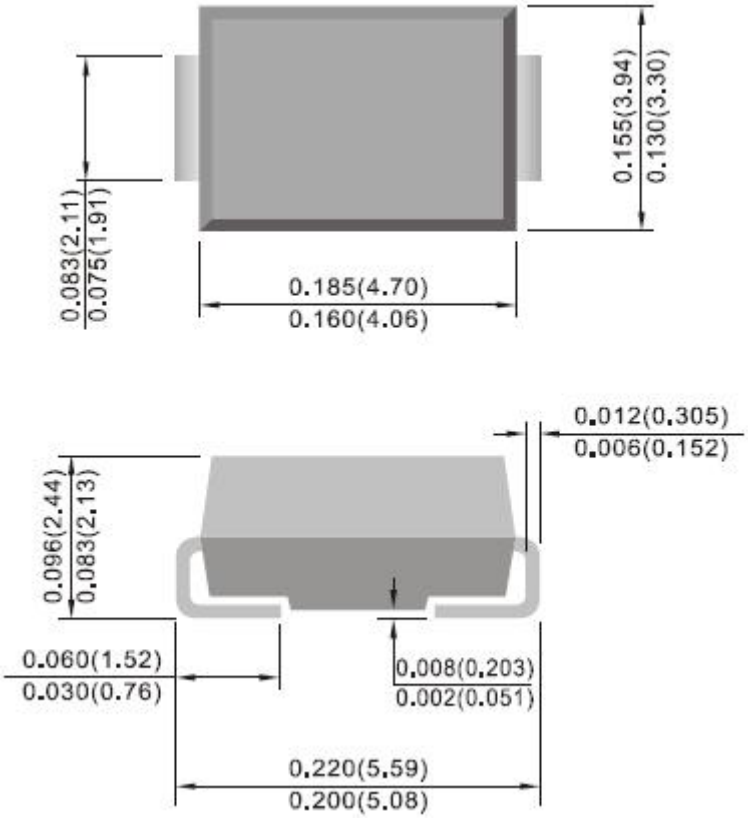

SMB/DO-214AA Mounting Pad Layout (Unit：inch(mm))

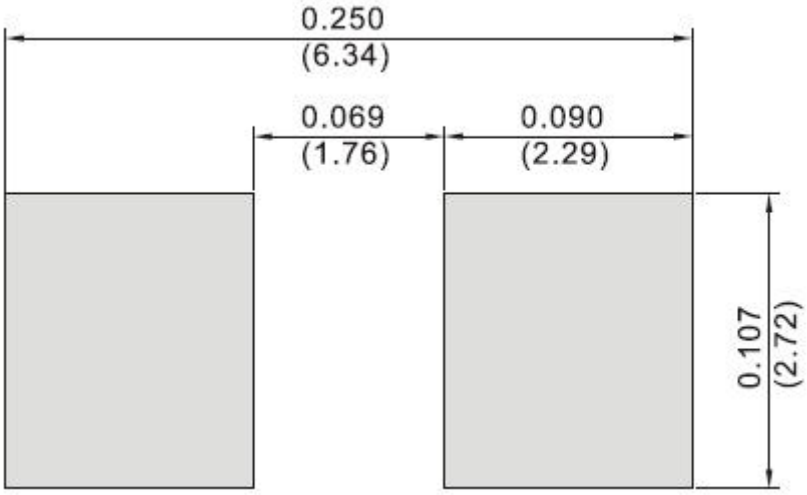

@ SOCAY Electronics Corp., Ltd. 2019
Specifications are subject to change without notice.
Please refer to www.socay.com for current information.

Surface Mount Schottky Barrier Rectifiers

SS22B~SS220B | **20 to 200 V** | **2A** | **SMB/DO-214AA**

Packaging Information

Part Number	Component Package	Quantity	Packaging Option
SS22B~SS220B	SMB/DO-214AA	3000 PCS	per 13" plastic Reel
		800 PCS	per 7" plastic Reel

@ SOCAY Electronics Corp., Ltd. 2019
Specifications are subject to change without notice.
Please refer to www.socay.com for current information.